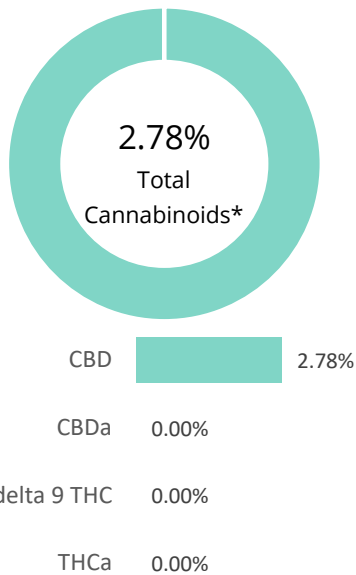


## Myaderm Advanced Therapy CBD Cream

<b>Batch ID:</b>	Batch 1172	<b>Test ID:</b>	T000144431
<b>Type:</b>	Concentrate	<b>Submitted:</b>	06/08/2021 @ 10:02 AM
<b>Test:</b>	Potency	<b>Started:</b>	6/8/2021
<b>Method:</b>	TM14	<b>Reported:</b>	6/10/2021

## CANNABINOID PROFILE



Compound	LOQ (%)	Result (%)	Result (mg/g)
Delta 9-Tetrahydrocannabinolic acid (THCA-A)	0.05	ND	ND
Delta 9-Tetrahydrocannabinol (Delta 9THC)	0.05	ND	ND
Cannabidiolic acid (CBDA)	0.05	ND	ND
Cannabidiol (CBD)	0.05	2.78	27.8
Delta 8-Tetrahydrocannabinol (Delta 8THC)	0.06	ND	ND
Cannabinolic Acid (CBNA)	0.03	ND	ND
Cannabinol (CBN)	0.02	ND	ND
Cannabigerolic acid (CBGA)	0.05	ND	ND
Cannabigerol (CBG)	0.01	ND	ND
Tetrahydrocannabivarinic Acid (THCVA)	0.04	ND	ND
Tetrahydrocannabivarin (THCV)	0.01	ND	ND
Cannabidivarinic Acid (CBDVA)	0.02	ND	ND
Cannabidivarin (CBDV)	0.01	ND	ND
Cannabichromenic Acid (CBCA)	0.02	ND	ND
Cannabichromene (CBC)	0.02	ND	ND
<b>Total Cannabinoids</b>		<b>2.78</b>	<b>27.8</b>
Total Potential THC**		ND	ND
Total Potential CBD**		2.78	27.8

% = % (w/w) = Percent (Weight of Analyte / Weight of Product)

\* Total Cannabinoids result reflects the absolute sum of all cannabinoids detected.

\*\* Total Potential THC/CBD is calculated using the following formulas to take into account the loss of a carboxyl group during decarboxylation step.

$$\text{Total THC} = \text{THC} + (\text{THCa} * 0.877)$$


$$\text{Total CBD} = \text{CBD} + (\text{CBDa} * 0.877)$$

ND = None Detected (Defined by Dynamic Range of the method)

## NOTES:

N/A

## FINAL APPROVAL

 TAYLOR BREVIK 10-Jun-2021 12:52 PM	 Rvan Weems 10-Jun-2021 12:55 PM
PREPARED BY / DATE	APPROVED BY / DATE

Testing results are based solely upon the sample submitted to Botanacor Laboratories, LLC, in the condition it was received. Botanacor Laboratories, LLC warrants that all analytical work is conducted professionally in accordance with all applicable standard laboratory practices using validated methods. Data was generated using an unbroken chain of comparison to NIST traceable Reference Standards and Certified Reference Materials. This report may not be reproduced, except in full, without the written approval of Botanacor Laboratories, LLC. ISO/IEC 17025:2005 Accredited A2LA Certificate Number 4329.02



Certificate #4329.02

## Myaderm Advanced Therapy CBD Cream

<b>Batch ID:</b>	Batch 1172	<b>Test ID:</b>	T000144432
<b>Type:</b>	Edible	<b>Submitted:</b>	06/08/2021 @ 10:02 AM
<b>Test:</b>	Microbial Contaminants	<b>Started:</b>	6/8/2021
<b>Method:</b>	TM24, TM25, TM26, TM27, TM28	<b>Reported:</b>	6/11/2021

## MICROBIAL CONTAMINANTS

Contaminant	Result (CFU/g)*
<b>Total Aerobic Count**</b>	None Detected
<b>Total Coliforms**</b>	None Detected
<b>Total Yeast and Molds**</b>	None Detected
<b>E. coli</b>	Absent
<b>E. coli (STEC)</b>	Absent
<b>Salmonella</b>	Absent

\* CFU/g = Colony Forming Unit per Gram

\*\* Values recorded in scientific notation, a common microbial practice of expressing numbers that are too large to be conveniently written in decimal form.

Examples:  $10^2 = 100$  CFU  
 $10^3 = 1,000$  CFU  
 $10^4 = 10,000$  CFU  
 $10^5 = 100,000$  CFU

## NOTES:

Free from visual mold, mildew, and foreign matter

TYM: None Detected

Total Aerobic: None Detected

Coliforms: None Detected

## FINAL APPROVAL

Brianne Maillot  
11-Jun-2021  
9:31 AMSarah Henning  
11-Jun-2021  
2:27 PM

PREPARED BY / DATE

APPROVED BY / DATE

Testing results are based solely upon the sample submitted to Botanacor Laboratories, LLC, in the condition it was received. Botanacor Laboratories, LLC warrants that all analytical work is conducted professionally in accordance with all applicable standard laboratory practices using validated methods. Data was generated using an unbroken chain of comparison to NIST traceable Reference Standards and Certified Reference Materials. This report may not be reproduced, except in full, without the written approval of Botanacor Laboratories, LLC. ISO/IEC 17025:2005 Accredited A2LA Certificate Number 4329.03. Testing associated with this certificate of analysis performed by an external ISO17025 accredited provider.



Certificate #4329.03

# Report: COA Evaluation Summary

OLCC License No. 10087092BDA | ORELAP ID. 4147

545 SW 2nd Street, Corvallis OR. 97333 | 541.257.5002 | services@preelab.com | Preelab.com

For OLCC/OHA Compliance Purposes.

## Product Description

Client: **GVB Oregon**

Product Name: **3.31.21 CBD-ISO Batch #8364 Prim**

Matrix: Hemp Concentrate

Metc Source ID: n/a

Metc Package ID: n/a

License Number: n/a

Date Collected: 2021-03-31

Date Received: 2021-03-31

Report Date: 2021-04-02

Report ID: A3387-01

Tests Requested: Cannabinoid Potency Analysis  
Pesticide Analysis  
Residual Solvent Analysis

## Evaluation Summary

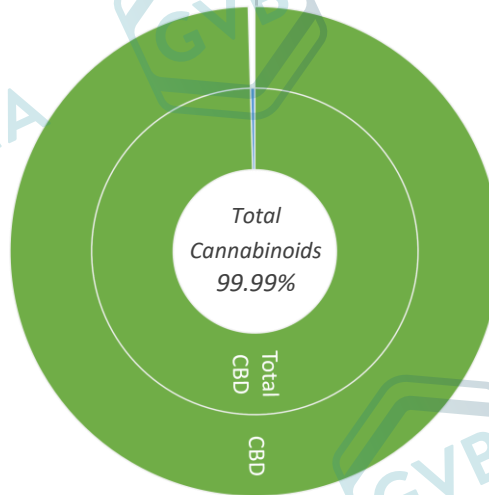
Moisture Analysis

Test Not Required

### Cannabinoid Potency Analysis

**Total THC \***  
**< LOQ**

**Total CBD \***  
**> 99.99 %**  
**> 999.99 mg/g**



Abrv.	Dry Wt. %	Dry Wt. mg/g
THCA	< LOQ	< LOQ
Δ-9-THC	< LOQ	< LOQ
Δ-8-THC	< LOQ	< LOQ
THCV	< LOQ	< LOQ
CBDA	< LOQ	< LOQ
CBD	102.65 %	1026.5 mg/g
CBGA	< LOQ	< LOQ
CBG	< LOQ	< LOQ
CBDVA	< LOQ	< LOQ
CBDV	0.44 %	4.4 mg/g
CBN	< LOQ	< LOQ
CBL	< LOQ	< LOQ
CBC	< LOQ	< LOQ

### Pesticide Analysis

### Pesticide Status

**Pass**

No Pesticides Were Detected above Oregon's action limit as stated in OAR 333-007-0400.

\* moisture compensated & adjusted for the loss of carboxylic acid group - OAR 333-064-0100

# Report: Case Narrative

This certificate of analysis is prepared for...

**GVB Oregon**

**2490 Ewald Ave SE Salem, OR 97302**

This report presents the analytical findings for the sample collected on 2021-03-31 by Skyler Smith using sampling plan A3387 and received by PREE Laboratory on 2021-03-31. The sample was assigned a laboratory ID of A3387-01. The results in this report only apply to sample A3387-01.

This report shall not be reproduced, except in full, without written consent of PREE Laboratory. Report alterations by any other entity beside PREE Laboratory are not allowed. If alterations are made to the original report after the initial release, they will be noted on the case narrative below.

The testing methods used are of sufficient sensitivity to meet the compliance criteria set in OAR 333-007. However, it is the responsibility of the client to utilize the data to comply with standards set in OAR 333-007.

All analyses were performed in accordance with PREE Laboratory's NELAP/TNI approved quality control system and all quality control data was within the laboratory's predefined acceptance criteria unless otherwise noted in the case narrative of this report. General comments are also recorded below.

**Notes:**

The Oregon Department of Agriculture requires hemp products to not contain more than 0.35% total THC, per OAR 603-048. Residual solvent analysis was subcontracted. The report from the subcontracting laboratory is attached. No special conditions were noted during the processing and testing of the sample.



Sardar, Tamzid M. | Laboratory Director  
Corvallis, Oregon



If you have any questions regarding the information in this report, please feel free to call 541-257-5002 or email PREE at services@preelab.com.

# Report: Evaluation Detail

OLCC License No. 10087092BDA | ORELAP ID. 4147

545 SW 2nd Street, Corvallis OR. 97333 | 541.257.5002 | services@preelab.com | Preelab.com

For OLCC/OHA Compliance Purposes.

## Moisture Analysis

### Evaluation Detail

Moisture Analysis	Test Not Requested/Required
-------------------	-----------------------------

## Cannabinoid Potency Analysis

### Evaluation Detail

Product Name: **3.31.21 CBD-ISO Batch #8364 Prim**

Analysis Date: 2021-04-01

Testing Batch ID: V1233,1232,1231,1229

Testing Method: *LSOP #303 Cannabinoid Quantification*

Cannabinoid Potency Analysis	Compound	Abrv.	Dry Wt. (%)	Dry Wt. (mg/g)	RL (%)
<b>Total THC *</b>	Tetrahydro-cannabinolic acid	THCA	< LOQ	< LOQ	0.2 %
< LOQ	Delta9 Tetrahydro-cannabinol	Δ-9-THC	< LOQ	< LOQ	0.2 %
< LOQ	Delta8 Tetrahydro-cannabinol	Δ-8-THC	< LOQ	< LOQ	0.2 %
	Tetrahydrocannabivarin	THCV	< LOQ	< LOQ	0.2 %
<b>Total CBD *</b>	Cannabidiolic acid	CBDA	< LOQ	< LOQ	0.2 %
> 99.99 %	Cannabidiol	CBD	102.65 %	1026.5	0.2 %
> 999.99 mg/g	Cannabigerolic acid	CBGA	< LOQ	< LOQ	0.2 %
	Cannabigerol	CBG	< LOQ	< LOQ	0.2 %
	Cannabidivarinic acid	CBDVA	< LOQ	< LOQ	0.2 %
	Cannabidivarin	CBDV	0.44 %	4.4	0.2 %
	Cannabinol	CBN	< LOQ	< LOQ	0.2 %
	Cannabicyclol	CBL	< LOQ	< LOQ	0.2 %
	Cannabichromene	CBC	< LOQ	< LOQ	0.2 %

Note: Accreditation for Δ-8-THC, THCV, CBGA, CBG, CBDVA, CBDV, CBL, CBC, CBN is not offered by ORELAP and therefore are not accredited tests.

\* moisture compensated & adjusted for the loss of carboxylic acid group - OAR 333-064-0100

# Report: Evaluation Detail

OLCC License No. 10087092BDA | ORELAP ID. 4147

545 SW 2nd Street, Corvallis OR. 97333 | 541.257.5002 | services@preelab.com | Preelab.com

For OLCC/OHA Compliance Purposes.

## Pesticide Analysis

## Evaluation Detail

Product Name: **3.31.21 CBD-ISO Batch #8364 Prim**

Analysis Date: 2021-04-01

Testing Batch ID: V1231,1230,1229,1228,1225

Testing Method: LSOP #307 Pesticides by LCMS/MS

Pesticide Name	Tested Value (ppm)	Pass Criteria (ppm)	LOQ (ppm)	Status Pass/Unsatisfactory
Abamectin	< LOQ	0.50	0.20	Pass
Acephate	< LOQ	0.40	0.04	Pass
Acequinocyl	< LOQ	2.00	0.20	Pass
Acetamiprid	< LOQ	0.20	0.04	Pass
Aldicarb	< LOQ	0.40	0.04	Pass
Azoxystrobin	< LOQ	0.20	0.04	Pass
Bifenazate	< LOQ	0.20	0.04	Pass
Bifenthrin	< LOQ	0.20	0.20	Pass
Boscalid	< LOQ	0.40	0.04	Pass
Carbaryl	< LOQ	0.20	0.04	Pass
Carbofuran	< LOQ	0.20	0.04	Pass
Chlorantraniliprole	< LOQ	0.20	0.04	Pass
Chlorfenapyr	< LOQ	1.00	1.00	Pass
Chlorpyrifos	< LOQ	0.20	0.04	Pass
Clofentezine	< LOQ	0.20	0.20	Pass
Cyfluthrin	< LOQ	1.00	1.00	Pass
Cypermethrin	< LOQ	1.00	1.00	Pass
Daminozide	< LOQ	1.00	0.20	Pass
Diazinon	< LOQ	0.20	0.04	Pass
Dichlorvos	< LOQ	1.00	0.20	Pass
Dimethoate	< LOQ	0.20	0.04	Pass
Ethoprophos	< LOQ	0.20	0.04	Pass
Etofenprox	< LOQ	0.40	0.20	Pass
Etozazole	< LOQ	0.20	0.04	Pass
Fenoxycarb	< LOQ	0.20	0.04	Pass
Fenpyroximate	< LOQ	0.40	0.20	Pass
Fipronil	< LOQ	0.40	0.04	Pass
Flonicamid	< LOQ	1.00	0.04	Pass
Fludioxonil	< LOQ	0.40	0.20	Pass
Hexythiazox	< LOQ	1.00	0.04	Pass
Imazalil	< LOQ	0.20	0.04	Pass
Imidacloprid	< LOQ	0.40	0.04	Pass
Kresoxim-methyl	< LOQ	0.40	0.20	Pass

Continued on next page...

# Report: Evaluation Detail

OLCC License No. 10087092BDA | ORELAP ID. 4147

545 SW 2nd Street, Corvallis OR. 97333 | 541.257.5002 | services@preelab.com | Preelab.com

For OLCC/OHA Compliance Purposes.

## Pesticide Analysis

### Evaluation Detail

Pesticide Name	Tested Value (ppm)	Pass Criteria (ppm)	LOQ (ppm)	Status Pass/Unsatisfactory
Malathion	< LOQ	0.20	0.04	Pass
Metalaxyl	< LOQ	0.20	0.04	Pass
Methiocarb	< LOQ	0.20	0.04	Pass
Methomyl	< LOQ	0.40	0.04	Pass
Methyl-Parathion	< LOQ	0.20	0.20	Pass
MGK-264	< LOQ	0.20	0.20	Pass
Myclobutanil	< LOQ	0.20	0.20	Pass
Naled	< LOQ	0.50	0.04	Pass
Oxamyl	< LOQ	1.00	0.04	Pass
Paclobutrazol	< LOQ	0.40	0.04	Pass
Permethrins	< LOQ	0.20	0.20	Pass
Phosmet	< LOQ	0.20	0.04	Pass
Piperonyl butoxide	< LOQ	2.00	0.04	Pass
Prallethrin	< LOQ	0.20	0.20	Pass
Propiconazole	< LOQ	0.40	0.20	Pass
Propoxur	< LOQ	0.20	0.04	Pass
Pyrethrins	< LOQ	1.00	1.00	Pass
Pyridaben	< LOQ	0.20	0.04	Pass
Spinosad	< LOQ	0.20	0.20	Pass
Spiromesifen	< LOQ	0.20	0.20	Pass
Spirotetramat	< LOQ	0.20	0.04	Pass
Spiroxamine	< LOQ	0.40	0.04	Pass
Tebuconazole	< LOQ	0.40	0.04	Pass
Thiacloprid	< LOQ	0.20	0.04	Pass
Thiamethoxam	< LOQ	0.20	0.04	Pass
Trifloxystrobin	< LOQ	0.20	0.04	Pass



# Report: Quality Check

OLCC License No. 10087092BDA | ORELAP ID. 4147

545 SW 2nd Street, Corvallis OR, 97333 | 541.257.5002 | services@preelab.com | Preelab.com

For OLCC/OHA Compliance Purposes.

## Moisture Analysis

### Quality Control Detail

Moisture Analysis |

## Cannabinoid Potency Analysis

### Quality Control Detail

Analysis Date: 2021-04-01

Testing Batch ID: V1233,1232,1231,1229

Cannabinoid Potency Analysis	MB	LCS	Expected Value (%)	Tested Value (%)	Pass Criteria
Tetrahydro-cannabinolic acid	○		< 0.1%	< 0.1%	< 0.1%
Delta9 Tetrahydro-cannabinol	○		< 0.1%	< 0.1%	< 0.1%
Cannabidiolic acid	○		< 0.1%	< 0.1%	< 0.1%
Cannabidiol	○		< 0.1%	< 0.1%	< 0.1%
Tetrahydro-cannabinolic acid		●	100.0%	110.0%	80-120%
Delta9 Tetrahydro-cannabinol		●	100.0%	108.9%	80-120%
Cannabidiolic acid		●	100.0%	111.4%	80-120%
Cannabidiol		●	100.0%	110.5%	80-120%



# Report: Quality Check

OLCC License No. 10087092BDA | ORELAP ID. 4147

545 SW 2nd Street, Corvallis OR. 97333 | 541.257.5002 | services@preelab.com | Preelab.com

For OLCC/OHA Compliance Purposes.

## Pesticide Analysis

Analysis Date: 2021-04-01

Testing Batch ID: V1231,1230,1229,1228,1225

## Quality Control Detail

Pesticide Name	MB	Expected Value (ppm)	Tested Value (ppm)	Pass Criteria (ppm)
Abamectin	o	< 0.1	< 0.1	< 0.1
Acephate	o	< 0.02	< 0.02	< 0.02
Acequinocyl	o	< 0.1	< 0.1	< 0.1
Acetamiprid	o	< 0.02	< 0.02	< 0.02
Aldicarb	o	< 0.02	< 0.02	< 0.02
Azoxystrobin	o	< 0.02	< 0.02	< 0.02
Bifenazate	o	< 0.02	< 0.02	< 0.02
Bifenthrin	o	< 0.1	< 0.1	< 0.1
Boscalid	o	< 0.02	< 0.02	< 0.02
Carbaryl	o	< 0.02	< 0.02	< 0.02
Carbofuran	o	< 0.02	< 0.02	< 0.02
Chlorantraniliprole	o	< 0.02	< 0.02	< 0.02
Chlorfenapyr	o	< 0.5	< 0.5	< 0.5
Chlorpyrifos	o	< 0.02	< 0.02	< 0.02
Clofentezine	o	< 0.1	< 0.1	< 0.1
Cyfluthrin	o	< 0.5	< 0.5	< 0.5
Cypermethrin	o	< 0.5	< 0.5	< 0.5
Daminozide	o	< 0.1	< 0.1	< 0.1
Diazinon	o	< 0.02	< 0.02	< 0.02
Dichlorvos	o	< 0.1	< 0.1	< 0.1
Dimethoate	o	< 0.02	< 0.02	< 0.02
Ethoprophos	o	< 0.02	< 0.02	< 0.02
Etofenprox	o	< 0.1	< 0.1	< 0.1
Etoxazole	o	< 0.02	< 0.02	< 0.02
Fenoxycarb	o	< 0.02	< 0.02	< 0.02
Fenpyroximate	o	< 0.1	< 0.1	< 0.1
Fipronil	o	< 0.02	< 0.02	< 0.02
Flonicamid	o	< 0.02	< 0.02	< 0.02
Fludioxonil	o	< 0.1	< 0.1	< 0.1
Hexythiazox	o	< 0.02	< 0.02	< 0.02
Imazalil	o	< 0.02	< 0.02	< 0.02
Imidacloprid	o	< 0.02	< 0.02	< 0.02
Kresoxim-methyl	o	< 0.1	< 0.1	< 0.1

Continued on next page...

# Report: Quality Check

## Pesticide Analysis

### Quality Control Detail

Pesticide Name	MB	Expected Value (ppm)	Tested Value (ppm)	Pass Criteria (ppm)
Malathion	o	< 0.02	< 0.02	< 0.02
Metalaxyl	o	< 0.02	< 0.02	< 0.02
Methiocarb	o	< 0.02	< 0.02	< 0.02
Methomyl	o	< 0.02	< 0.02	< 0.02
Methyl-Parathion	o	< 0.1	< 0.1	< 0.1
MGK-264 I	o	< 0.1	< 0.1	< 0.1
MGK-264 II	o	< 0.1	< 0.1	< 0.1
Myclobutanil	o	< 0.1	< 0.1	< 0.1
Naled	o	< 0.02	< 0.02	< 0.02
Oxamyl	o	< 0.02	< 0.02	< 0.02
Paclobutrazol	o	< 0.02	< 0.02	< 0.02
Permethrin - trans	o	< 0.1	< 0.1	< 0.1
Permethrin - cis	o	< 0.1	< 0.1	< 0.1
Phosmet	o	< 0.02	< 0.02	< 0.02
Piperonyl butoxide	o	< 0.02	< 0.02	< 0.02
Prallethrin	o	< 0.1	< 0.1	< 0.1
Propiconazole	o	< 0.1	< 0.1	< 0.1
Propoxur	o	< 0.02	< 0.02	< 0.02
Pyrethrin - Cinerin	o	< 0.5	< 0.02	< 0.5
Pyrethrin - Pyrethrins/Jasmolin	o	< 0.5	< 0.5	< 0.5
Pyridaben	o	< 0.02	< 0.02	< 0.02
Spinosyn A	o	< 0.1	< 0.1	< 0.1
Spinosyn D	o	< 0.1	< 0.1	< 0.1
Spiromesifen	o	< 0.1	< 0.1	< 0.1
Spirotetramat	o	< 0.02	< 0.02	< 0.02
Spiroxamine	o	< 0.02	< 0.02	< 0.02
Tebuconazole	o	< 0.02	< 0.02	< 0.02
Thiacloprid	o	< 0.02	< 0.02	< 0.02
Thiamethoxam	o	< 0.02	< 0.02	< 0.02
Trifloxystrobin	o	< 0.02	< 0.02	< 0.02

Continued on next page...

# Report: Quality Check

OLCC License No. 10087092BDA | ORELAP ID. 4147

545 SW 2nd Street, Corvallis OR. 97333 | 541.257.5002 | services@preelab.com | Preelab.com

For OLCC/OHA Compliance Purposes.

## Pesticide Analysis

### Quality Control Detail

Pesticide Name	LCS	Expected Value (ppm)	Tested Value (ppm)	Pass Criteria (ppm)
Abamectin	•	1.00	0.929	0.6 - 1.4
Acephate	•	1.00	1.021	0.6 - 1.4
Acequinocyl	•	1.00	1.050	0.6 - 1.4
Acetamiprid	•	1.00	1.004	0.6 - 1.4
Aldicarb	•	1.00	0.997	0.6 - 1.4
Azoxystrobin	•	1.00	0.983	0.6 - 1.4
Bifenazate	•	1.00	0.966	0.6 - 1.4
Bifenthrin	•	1.00	0.954	0.6 - 1.4
Boscalid	•	1.00	0.977	0.6 - 1.4
Carbaryl	•	1.00	0.959	0.6 - 1.4
Carbofuran	•	1.00	1.010	0.6 - 1.4
Chlorantraniliprole	•	1.00	0.952	0.6 - 1.4
Chlorfenapyr	•	1.00	1.031	0.6 - 1.4
Chlorpyrifos	•	1.00	0.917	0.6 - 1.4
Clofentezine	•	1.00	0.949	0.6 - 1.4
Cyfluthrin	•	1.00	1.000	0.6 - 1.4
Cypermethrin	•	1.00	0.970	0.6 - 1.4
Daminozide	•	1.00	1.014	0.6 - 1.4
Diazinon	•	1.00	0.963	0.6 - 1.4
Dichlorvos	•	1.00	1.004	0.6 - 1.4
Dimethoate	•	1.00	1.002	0.6 - 1.4
Ethoprophos	•	1.00	0.978	0.6 - 1.4
Etofenprox	•	1.00	0.971	0.6 - 1.4
Etoxazole	•	1.00	1.003	0.6 - 1.4
Fenoxycarb	•	1.00	0.990	0.6 - 1.4
Fenpyroximate	•	1.00	0.927	0.6 - 1.4
Fipronil	•	1.00	0.952	0.6 - 1.4
Flonicamid	•	1.00	0.963	0.6 - 1.4
Fludioxonil	•	1.00	0.947	0.6 - 1.4
Hexythiazox	•	1.00	0.941	0.6 - 1.4
Imazalil	•	1.00	0.992	0.6 - 1.4
Imidacloprid	•	1.00	1.008	0.6 - 1.4
Kresoxim-methyl	•	1.00	0.957	0.6 - 1.4

Continued on next page...

# Report: Quality Check

## Pesticide Analysis

### Quality Control Detail

Pesticide Name	LCS	Expected Value (ppm)	Tested Value (ppm)	Pass Criteria (ppm)
Malathion	•	1.00	1.014	0.6 - 1.4
Metalaxyl	•	1.00	0.995	0.6 - 1.4
Methiocarb	•	1.00	1.000	0.6 - 1.4
Methomyl	•	1.00	0.981	0.6 - 1.4
Methyl-Parathion	•	1.00	1.014	0.6 - 1.4
MGK-264 I	•	1.00	0.958	0.6 - 1.4
MGK-264 II	•	1.00	1.062	0.6 - 1.4
Myclobutanil	•	1.00	0.977	0.6 - 1.4
Naled	•	1.00	1.012	0.6 - 1.4
Oxamyl	•	1.00	1.003	0.6 - 1.4
Paclobutrazol	•	1.00	0.980	0.6 - 1.4
Permethrin - trans	•	1.00	0.914	0.6 - 1.4
Permethrin - cis	•	1.00	0.980	0.6 - 1.4
Phosmet	•	1.00	1.000	0.6 - 1.4
Piperonyl butoxide	•	1.00	0.989	0.6 - 1.4
Prallethrin	•	1.00	0.976	0.6 - 1.4
Propiconazole	•	1.00	0.975	0.6 - 1.4
Propoxur	•	1.00	0.987	0.6 - 1.4
Pyrethrin - Cinerin	•	1.00	0.933	0.6 - 1.4
Pyrethrin - Pyrethrins/Jasmolin	•	1.00	0.998	0.6 - 1.4
Pyridaben	•	1.00	0.986	0.6 - 1.4
Spinosyn A	•	1.00	0.942	0.6 - 1.4
Spinosyn D	•	1.00	0.964	0.6 - 1.4
Spiromesifen	•	1.00	0.952	0.6 - 1.4
Spirotetramat	•	1.00	0.984	0.6 - 1.4
Spiroxamine	•	1.00	0.980	0.6 - 1.4
Tebuconazole	•	1.00	1.014	0.6 - 1.4
Thiacloprid	•	1.00	0.994	0.6 - 1.4
Thiamethoxam	•	1.00	0.991	0.6 - 1.4
Trifloxystrobin	•	1.00	0.992	0.6 - 1.4

## Definitions

- Limit of Quantitation (LOQ) : The minimum level, concentration, or quantity of a target analyte that can be reported with a specific degree of confidence.
- Method Blank (MB) : A quality control sample that is free of the analyte being measured.
- Laboratory Control Sample (LCS) : A quality control sample with a known amount of the analyte used to demonstrate accuracy.
- Field Duplicate : A second sample collected in the field using the same sampling method as the primary sample.
- Action Limit : Analyte levels set by the state of Oregon (OAR 333-007) indicating that follow-up action is necessary.
- ppm : parts per million, equivalent to 1 µg/g and 1 µg/L or 0.001 mg/g and 0.001 mg/L
- COA : Certificate of Analysis.
- Report Flag (E) : Compound tested above the upper limit of quantitation.

## Calculations

- Cannabinoid Potency :  
Wet WT% = (Exported concentration ppm) x (Dilution) x (Extraction Vol./Wet wt mg) x 100  
Total THC% = (%THCA) x 0.877 + (%THC)  
Total CBD% = (%CBDA) x 0.877 + (%CBD)  
Total THC (Dry WT)% = % total THC(wet) / [1-(% moisture/100)]  
Total CBD (Dry WT)% = % total CBD(wet) / [1-(% moisture/100)]
- Percentage Recovery :  
% Rec. = [(Amount measured) / (Known amount)] \* 100

## Disclaimers

- Disposal : All marijuana and hemp products received by PREE will be disposed of following the OLCC's rules for Marijuana Waste Management, regardless of product type, unless PREE is given specific disposal instructions for a product based on test results from state regulatory agencies.

**EVIO Labs Portland**  
 14775 SW 74th Ave, Tigard, OR 97224  
 503-954-2562 / OLCC 010-10046111391 / www.EVIOLabs.com

**A3387-01**

**FREE Labs**

**010-10087092BDA**

**Sample ID: P210305-01 METRC Batch #:**

**Matrix: Extract/Concentrate**

**Date Sampled: 03/31/21 12:41**

**Date Accepted: 03/31/21**

**Batch ID:**

**Batch Size:**

**Sampling Method/SOP: SOP.T.20.010**

### Residual Solvents

Analyte	LOQ	Action Level	Result	Units
Butanes	250	5000 <sup>3</sup>	< LOQ	ppm
n-Butane	250	5000	< LOQ	ppm
iso-Butane	250	5000	< LOQ	ppm
Hexanes	174	290 <sup>4</sup>	< LOQ	ppm
n-Hexane	174	290	< LOQ	ppm
2-Methylpentane	174	290	< LOQ	ppm
3-Methylpentane	174	290	< LOQ	ppm
2,2-Dimethylbutane	174	290	< LOQ	ppm
2,3-Dimethylbutane	174	290	< LOQ	ppm
Pentanes	1400	5000 <sup>5</sup>	< LOQ	ppm
n-Pentane	1400	5000	< LOQ	ppm
iso-Pentane	1400	5000	< LOQ	ppm
Neopentane	250	5000	< LOQ	ppm
Xylenes	1302	2170	< LOQ	ppm
1,2-Dimethylbenzene	1302	2170	< LOQ	ppm
1,3-Dimethylbenzene	1302	2170	< LOQ	ppm
1,4-Dimethylbenzene	1302	2170	< LOQ	ppm
Xylenes MP	1302	2170	< LOQ	ppm
Ethyl benzene	1302	NA	< LOQ	ppm
2-Propanol (IPA)	1400	5000	< LOQ	ppm
Acetone	1400	5000	< LOQ	ppm
Acetonitrile	246	410	< LOQ	ppm
Benzene	1.2	2	< LOQ	ppm
Methanol	1000	3000	< LOQ	ppm
Propane	250	5000	< LOQ	ppm
Toluene	534	890	< LOQ	ppm
Dichloromethane	360	600	< LOQ	ppm
1,4-Dioxane	228	380	< LOQ	ppm
2-Butanol	1400	5000	< LOQ	ppm
2-Ethoxyethanol	96	160	< LOQ	ppm
Cumene	42	70	< LOQ	ppm
Cyclohexane	2278	3880	< LOQ	ppm
Ethyl acetate	1400	5000	< LOQ	ppm
Ethyl ether	1400	5000	< LOQ	ppm
Ethylene glycol	558	620	< LOQ	ppm
Ethylene oxide	30	50	< LOQ	ppm
Heptane	1400	5000	< LOQ	ppm
Isopropyl acetate	1400	5000	< LOQ	ppm
Tetrahydrofuran	432	720	< LOQ	ppm
Ethanol	1400	NA <sup>7</sup>	< LOQ	ppm
Water	NA	TIC	NA	

*Date/Time Extracted: 03/31/21 17:42*

*Date/Time Analyzed: 04/01/21 11:17*

*Analysis Method/SOP: SOP.T.40.031*

**3 -** Total butanes are calculated as sum of n-butanes (CAS# 106-97-8) and iso-butane (CAS# 75-28-5)

**4 -** Total hexanes are calculated as sum of n-hexane (CAS# 110-54-3), 2-methylpentane (CAS# 107-83-5), 3-methylpentane (CAS# 96-14-0), 2,2-dimethylbutane (CAS# 75-83-2), 2,3-dimethylbutane (CAS# 79-29-8)

**5 -** Total pentanes are calculated as sum of n-pentane (CAS# 109-66-0), iso-pentane (CAS# 78-78-4), and neo-pentane (CAS# 463-82-1)

**6 -** Total xylenes are calculated as 1,2-dimethylbenzene (CAS# 95-47-6), 1,3-dimethylbenzene (CAS# 106-42-3), and 1-4-dimethylbenzene (CAS# 106-42-3)

**7 -** Ethanol is not regulated under OAR-333-007-0410.

**TIC -** Tentatively Identified Compound not regulated under OAR-333-007-0410

Results above the action level fail Oregon state testing requirements and will be highlighted **RED**. LOQ=Limit of Quantitation; PPM=Parts per million; ND=Not detected; NT=Not tested; AC=Above calibration range. PASS/FAIL status based on OAR 333-007.



Kawai Medeiros  
Laboratory Manager - 4/1/2021




**EVIO Labs Portland**  
**14775 SW 74th Ave, Tigard, OR 97224**  
**503-954-2562 / OLCC 010-10046111391 / www.EVIOLabs.com**

## Quality Control

**Batch: P21C130 - SOP.T.40.031 Solvents**

Blank(P21C130-BLK1)			Extracted: 03/31/21 17:42		Analyzed: 04/01/21 11:17		
Analyte	Result	LOQ	Recovery Limits	Analyte	Result	LOQ	Recovery Limits
Butanes	< LOQ	250 (ppm)	< LOQ	n-Butane	< LOQ	250 (ppm)	< LOQ
iso-Butane	< LOQ	250 (ppm)	< LOQ	Hexanes	< LOQ	174 (ppm)	< LOQ
n-Hexane	< LOQ	174 (ppm)	< LOQ	2-Methylpentane	< LOQ	174 (ppm)	< LOQ
3-Methylpentane	< LOQ	174 (ppm)	< LOQ	2,2-Dimethylbutane	< LOQ	174 (ppm)	< LOQ
2,3-Dimethylbutane	< LOQ	174 (ppm)	< LOQ	Pentanes	< LOQ	1400 (ppm)	< LOQ
n-Pentane	< LOQ	1400 (ppm)	< LOQ	iso-Pentane	< LOQ	1400 (ppm)	< LOQ
Neopentane	< LOQ	250 (ppm)	< LOQ	Xylenes	< LOQ	1302 (ppm)	< LOQ
1,2-Dimethylbenzene	< LOQ	1302 (ppm)	< LOQ	1,3-Dimethylbenzene	< LOQ	1302 (ppm)	< LOQ
1,4-Dimethylbenzene	< LOQ	1302 (ppm)	< LOQ	Xylenes MP	< LOQ	1302 (ppm)	< LOQ
Ethyl benzene	< LOQ	1302 (ppm)	< LOQ	2-Propanol (IPA)	< LOQ	1400 (ppm)	< LOQ
Acetone	< LOQ	1400 (ppm)	< LOQ	Acetonitrile	< LOQ	246 (ppm)	< LOQ
Benzene	< LOQ	1.2 (ppm)	< LOQ	Methanol	< LOQ	1000 (ppm)	< LOQ
Propane	< LOQ	250 (ppm)	< LOQ	Toluene	< LOQ	534 (ppm)	< LOQ
Dichloromethane	< LOQ	360 (ppm)	< LOQ	1,4-Dioxane	< LOQ	228 (ppm)	< LOQ
2-Butanol	< LOQ	1400 (ppm)	< LOQ	2-Ethoxyethanol	< LOQ	96 (ppm)	< LOQ
Cumene	< LOQ	42 (ppm)	< LOQ	Cyclohexane	< LOQ	2278 (ppm)	< LOQ
Ethyl acetate	< LOQ	1400 (ppm)	< LOQ	Ethyl ether	< LOQ	1400 (ppm)	< LOQ
Ethylene glycol	< LOQ	558 (ppm)	< LOQ	Ethylene oxide	< LOQ	30 (ppm)	< LOQ
Heptane	< LOQ	1400 (ppm)	< LOQ	Isopropyl acetate	< LOQ	1400 (ppm)	< LOQ
Tetrahydrofuran	< LOQ	432 (ppm)	< LOQ	Ethanol	< LOQ	1400 (ppm)	< LOQ

LCS(P21C130-BS1)			Extracted: 03/31/21 17:42		Analyzed: 04/01/21 11:17		
Analyte	% Recovery	LOQ	Recovery Limits	Analyte	% Recovery	LOQ	Recovery Limits
Butanes	80.6	(ppm)	0-200	n-Butane	84.4	(ppm)	50-150
iso-Butane	76.9	(ppm)	50-150	Hexanes	101	(ppm)	0-200
n-Hexane	101	(ppm)	70-130	2-Methylpentane	101	(ppm)	70-130
3-Methylpentane	101	(ppm)	70-130	2,2-Dimethylbutane	98.3	(ppm)	70-130
2,3-Dimethylbutane	101	(ppm)	70-130	Pentanes	119	(ppm)	0-200
n-Pentane	103	(ppm)	70-130	iso-Pentane	95.8	(ppm)	70-130
Neopentane	87.6	(ppm)	50-150	Xylenes	91.6	(ppm)	0-200
1,2-Dimethylbenzene	91.5	(ppm)	70-130	1,3-Dimethylbenzene	90.8	(ppm)	70-130
1,4-Dimethylbenzene	92.5	(ppm)	70-130	Xylenes MP	91.8	(ppm)	0-200
Ethyl benzene	93.9	(ppm)	70-130	2-Propanol (IPA)	100	(ppm)	70-130
Acetone	98.6	(ppm)	70-130	Acetonitrile	108	(ppm)	70-130
Benzene	102	(ppm)	70-130	Methanol	99.0	(ppm)	70-130
Propane	71.9	(ppm)	50-150	Toluene	101	(ppm)	70-130
Dichloromethane	99.5	(ppm)	70-130	1,4-Dioxane	103	(ppm)	70-130


**Kawai Medeiros**  
 Laboratory Manager - 4/1/2021



EVIO Labs Portland  
 14775 SW 74th Ave, Tigard, OR 97224  
 503-954-2562 / OLCC 010-10046111391 / www.EVIOLabs.com

## Quality Control

Batch: P21C130 - SOP.T.40.031 Solvents (Continued)

LCS(P21C130-BS1)			Extracted: 03/31/21 17:42		Analyzed: 04/01/21 11:17		
Analyte	% Recovery	LOQ	Recovery Limits	Analyte	% Recovery	LOQ	Recovery Limits
2-Butanol	99.9	(ppm)	70-130	2-Ethoxyethanol	104	(ppm)	70-130
Cumene	91.1	(ppm)	50-150	Cyclohexane	96.8	(ppm)	70-130
Ethyl acetate	102	(ppm)	70-130	Ethyl ether	100	(ppm)	70-130
Ethylene glycol	85.9	(ppm)	70-130	Ethylene oxide	107	(ppm)	50-150
Heptane	103	(ppm)	70-130	Isopropyl acetate	106	(ppm)	70-130
Tetrahydrofuran	102	(ppm)	70-130				



Kawai Medeiros  
 Laboratory Manager - 4/1/2021