

# HEMP LABORATORY TEST CERTIFICATE OF ANALYSIS



## Hemp Analysis - Summary

Tested by high-performance liquid chromatography with ultraviolet detection (HPLC-UV).



Scan to verify  
at sclabs.com

### TOTAL THC<sup>1</sup>


# Not Detected<sup>2</sup>

### CANNABINOID PROFILE

0.5576% Total CBD<sup>1</sup>

0.5585% Total Cannabinoids<sup>3</sup>

Terpenes Not Tested



- 1) Total THC/CBD is calculated using the following formulas to take into account the loss of a carboxyl group during decarboxylation step: Total THC =  $\Delta^9\text{THC} + (\text{THCa} (0.877))$  and Total CBD =  $\text{CBD} + (\text{CBDa} (0.877))$ .
- 2) As defined by the 2018 Farm Bill, hemp must contain no more than 0.3% Total THC, defined as the concentration of delta-9 tetrahydrocannabinol ( $\Delta^9\text{-THC}$ ) post-decarboxylation - see formula above.
- 3) Total Cannabinoids result reflects the absolute sum of all cannabinoids detected.

## Additional Testing

Pass/Fail defined at action limits set by California Code of Regulations Title 16. Effective date: January 16, 2019. Authority: Section 26013, Business Professions Code. Reference: Sections 26100, 26104, and 26110, Business Professions Code.

### RESIDUAL PESTICIDES

**PASSED**

### RESIDUAL SOLVENTS

**PASSED**

### HEAVY METALS

**PASSED**

### MICROBIAL IMPURITIES

**See page 4**

## CBD Lotion 20084\_#43

**Tested for:** Shikai Products

**Address:**


**Batch #:** 20084

**Sample ID:** 200327M002

**Date Collected:** 03/27/2020

**Date Received:** 03/27/2020

## Final Approval

  
Josh Wurzer, President  
Date: 03/31/2020

These results relate only to the sample included on this report. This report shall not be reproduced except in full, without written approval of the laboratory. The uncertainty of measurement associated with the measurement result reported in this certificate is available from SC Laboratories upon request.



# HEMP LABORATORY TEST CERTIFICATE OF ANALYSIS

SC Laboratories, LLC  
100 Pioneer Street, Suite E  
Santa Cruz, CA 95060  
(866) 435-0709 | sclabs.com

Sample Name: CBD Lotion 20084\_#43

LIMS Sample ID: 200327M002

Batch #: 20084

Source METRC UID:

Sample Type: Infused, Non-Inhalable

Batch Count:

Sample Count:

Unit Mass: 1 Grams per Unit

Serving Mass:

Density:

Date Collected: 03/27/2020

Date Received: 03/27/2020

Tested for: Shikai Products

License #:

Address:

Produced by:

License #:

Address:

## Moisture Test Results

	Results (%)
Moisture	NT

## Cannabinoid Test Results

03/31/2020


Cannabinoid analysis utilizing High Performance Liquid Chromatography (HPLC, QSP 5-4-4-4)

	mg/g	%	LOD / LOQ mg/g
Δ9THC	ND	ND	0.0009 / 0.003
Δ8THC	ND	ND	0.0009 / 0.003
THCa	ND	ND	0.0009 / 0.003
THCV	ND	ND	0.0004 / 0.001
THCVa	ND	ND	0.0013 / 0.004
CBD	5.576	0.5576	0.0009 / 0.003
CBDa	ND	ND	0.0009 / 0.003
CBDV	0.009	0.0009	0.0004 / 0.001
CBDVa	ND	ND	0.0003 / 0.001
CBG	ND	ND	0.001 / 0.003
CBGa	ND	ND	0.0008 / 0.002
CBL	ND	ND	0.0021 / 0.006
CBN	ND	ND	0.0009 / 0.003
CBC	ND	ND	0.0011 / 0.003
CBCa	ND	ND	0.0015 / 0.005

Sum of Cannabinoids:	5.585	0.5585	5.585 mg/Unit
Total THC (Δ9THC+0.877*THCa)	ND	ND	ND
Total CBD (CBD+0.877*CBDa)	5.576	0.5576	5.576 mg/Unit

	Action Limit mg		
Δ9THC per Unit	1000.0	Pass	ND
Δ9THC per Serving			

## Batch Photo



## Terpene Test Results

Terpene analysis utilizing Gas Chromatography - Flame Ionization Detection (GC - FID)

	mg/g	%	LOD / LOQ mg/g
▣ Bisabolol	NT		
▣ Pinene	NT		
3 Carene	NT		
Borneol	NT		
▣ Caryophyllene	NT		
Geraniol	NT		
▣ Humulene	NT		
Terpinolene	NT		
Valencene	NT		
Menthol	NT		
Nerolidol	NT		
Camphene	NT		
Eucalyptol	NT		
▣ Cedrene	NT		
Camphor	NT		
(-)-Isopulegol	NT		
Sabinene	NT		
▣ Terpinene	NT		
▣ Terpinene	NT		
Linalool	NT		
Limonene	NT		
Myrcene	NT		
Fenchol	NT		
▣ Phellandrene	NT		
Caryophyllene Oxide	NT		
Terpineol	NT		
▣ Pinene	NT		
R-(+)-Pulegone	NT		
Geranyl Acetate	NT		
Citronellol	NT		
p-Cymene	NT		
Ocimene	NT		
Guaiol	NT		
Phytol	NT		
Isoborneol	NT		

Total Terpene Concentration: NT

## Sample Certification

California Code of Regulations Title 16 Effect Date January 16, 2019  
Authority: Section 26013, Business and Professions Code.  
Reference: Sections 26100, 26104 and 26110, Business and Professions Code.



Scan to verify at sclabs.com  
Sample must be marked as public to be viewable

Josh Wurzer, President  
Date: 03/31/2020



**HEMP LABORATORY TEST  
CERTIFICATE OF ANALYSIS**

SC Laboratories, LLC  
100 Pioneer Street, Suite E  
Santa Cruz, CA 95060  
(866) 435-0709 | sclabs.com

Sample Name: CBD Lotion 20084\_#43  
LIMS Sample ID: 200327M002  
Batch #: 20084  
Source METRC UID:  
  
Sample Type: Infused, Non-Inhalable  
Batch Count:  
Sample Count:  
Unit Mass: 1 Grams per Unit  
Serving Mass:  
Density:

Date Collected: 03/27/2020  
Date Received: 03/27/2020  
Tested for: Shikai Products  
  
License #:  
Address:  
  
Produced by:  
  
License #:  
Address:

**Pesticide Test Results - Pass** **03/28/2020**

Pesticide and plant growth regulator analysis utilizing HPLC-Mass Spectrometry

		Results (µg/g)	Action Limit µg/g	Reporting Limit µg/g
Azoxystrobin	Pass	ND	40.0	0.047
Etoxazole	Pass	ND	1.5	0.022
Abamectin	Pass	ND	0.3	0.091
Cypermethrin	Pass	ND	1.0	0.091
Imidacloprid	Pass	ND	3.0	0.050
Tebuconazole	Pass	ND	2.0	0.018
Hexythiazox	Pass	ND	2.0	0.027
Trifloxystrobin	Pass	ND	30.0	0.020
Spiromesifen	Pass	ND	12.0	0.015
Chlorpyrifos	Pass	ND	ND	0.089
Bifenazate	Pass	ND	5.0	0.035
Boscalid	Pass	ND	10.0	0.023
Propiconazole	Pass	ND	20.0	0.013
Malathion	Pass	ND	5.0	0.019
Permethrin	Pass	ND	20.0	0.082
Myclobutanil	Pass	ND	9.0	0.044
Bifenthrin	Pass	ND	0.5	0.038
Piperonylbutoxide	Pass	ND	8.0	0.020

**Mycotoxin Test Results**

Mycotoxin analysis utilizing HPLC-Mass Spectrometry

	Results (µg/kg)	Action Limit µg/kg	LOD / LOQ µg/kg
Aflatoxin B1, B2, G1, G2	NT		
Ochratoxin A	NT		

**Sample Certification**

California Code of Regulations Title 16 Effect Date January 16, 2019  
Authority: Section 26013, Business and Professions Code.  
Reference: Sections 26100, 26104 and 26110, Business and Professions Code.



Scan to verify at sclabs.com  
Sample must be marked as public to be viewable

*Josh Wurzer*  
Josh Wurzer, President  
Date: 03/31/2020



# HEMP LABORATORY TEST CERTIFICATE OF ANALYSIS

SC Laboratories, LLC  
100 Pioneer Street, Suite E  
Santa Cruz, CA 95060  
(866) 435-0709 | sclabs.com

Sample Name: CBD Lotion 20084\_#43  
LIMS Sample ID: 200327M002  
Batch #: 20084  
Source METRC UID:  
  
Sample Type: Infused, Non-Inhalable  
Batch Count:  
Sample Count:  
Unit Mass: 1 Grams per Unit  
Serving Mass:  
Density:

Date Collected: 03/27/2020  
Date Received: 03/27/2020  
Tested for: Shikai Products  
  
License #:  
Address:  
  
Produced by:  
  
License #:  
Address:

## Residual Solvent Test Results - Pass

03/29/2020

Residual Solvent analysis utilizing Gas Chromatography - Mass Spectrometry (GC - MS)

	Results (µg/g)	Action Limit µg/g	LOD / LOQ µg/g
1,2-Dichloroethane	Pass ND	1.0	0.111 / 0.336
Benzene	Pass ND	1.0	0.043 / 0.132
Chloroform	Pass ND	1.0	0.064 / 0.195
Ethylene Oxide	Pass ND	1.0	0.136 / 0.413
Methylene chloride	Pass ND	1.0	0.172 / 0.521
Trichloroethylene	Pass ND	1.0	0.040 / 0.120
Acetone	Pass ND	5000.0	14.703 / 44.549
Acetonitrile	Pass ND	410.0	2.727 / 8.262
Butane	Pass ND	5000.0	5.672 / 17.185
Ethanol	Pass ND	5000.0	11.775 / 35.679
Ethyl acetate	Pass ND	5000.0	16.227 / 49.169
Ethyl ether	Pass ND	5000.0	11.608 / 35.172
Heptane	Pass ND	5000.0	12.982 / 39.336
Hexane	Pass ND	290.0	1.816 / 5.502
Isopropyl Alcohol	Pass ND	5000.0	15.358 / 46.536
Methanol	Pass ND	3000.0	15.584 / 47.220
Pentane	Pass ND	5000.0	12.355 / 37.434
Propane	Pass ND	5000.0	1.359 / 4.117
Toluene	Pass ND	890.0	7.174 / 21.736
Total Xylenes	Pass ND	2170.0	34.438 / 104.347

## Microbiological Test Results

03/30/2020

PCR and fluorescence detection of microbiological impurities

	Results	Action Limit
Shiga toxin-producing Escherichia coli	NT	
Salmonella spp.	NT	
Aspergillus fumigatus	NT	
Aspergillus flavus	NT	
Aspergillus niger	NT	
Aspergillus terreus	NT	

3M Petrifilm and plate counts for microbiological contamination

	Results (cfu/g)
Aerobic Plate Count	ND
Total Yeast and Mold	ND

## Foreign Material Test Results

NT

## Water Activity Test Results

Water Activity	Results (Aw)	Action Limit Aw
	NT	

## Heavy Metal Test Results - Pass

03/28/2020

Heavy metal analysis utilizing Inductively Coupled Plasma Mass Spectrometry (ICP-MS)

	Results (µg/g)	Action Limit µg/g	LOD / LOQ µg/g
Cadmium	Pass ND	0.5	0.012 / 0.035
Lead	Pass ND	0.5	0.031 / 0.095
Arsenic	Pass ND	1.5	0.013 / 0.039
Mercury	Pass ND	3.0	0.002 / 0.005

## Note

## Sample Certification

California Code of Regulations Title 16 Effect Date January 16, 2019  
Authority: Section 26013, Business and Professions Code.  
Reference: Sections 26100, 26104 and 26110, Business and Professions Code.



Scan to verify at sclabs.com  
Sample must be marked as public to be viewable

Josh Wurzer, President  
Date: 03/31/2020